




# WALMASTA

## EXTERIOR & INTERIOR PRIMER



### Product Attributes

Excellent Opacity




Resistant to Chalking



Easy Brushability



Excellent Whiteness



Green Pro Certified



### Product Description

Walmasta Exterior & Interior Primer is a specially formulated value for money Primer 2-in-1 acrylic primer which can be used in both exterior & interior surfaces.

### Recommended Use

Area of application:



Masonry



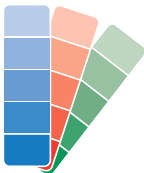
Asbestos

Suitable for:



Interior & Exterior

### Colour Range



White

### Finish

MATT ✓

GLOSS

HI-GLOSS

SUPER GLOSS

### Recommended Dilution



Dilute 1 ltr of primer with upto 1 ltr of water depending on required consistency. Upto 100% (V/V)

### Coverage



130 - 150 sq.ft/Lt/coat\*  
(by Brush Application)

(\*Actual coverage may vary from the theoretical coverage due to factors such as method and condition of application, surface roughness, porosity and thickness of the film.)

### Application Method



Brush, Roller & Spray

### Viscosity



95 - 105 KU

### Flash Point



Non-flammable as it is water-based product

### VOC



Less than 50 gm/Lt

### Drying Time



15 - 30 minutes depending on weather & surface condition

### Recoating Period



One (apply 1 extra coat if required)  
(Depending upon ambient temperature & humidity)

# WALMASTA

## EXTERIOR & INTERIOR PRIMER



### Packs Available



#### Stability Of Thinned Paint

To be used within 24 Hours



#### Fire Hazard Class

Non-Flammable



#### Shelf Life

Up to 36 months if kept in sealed containers in shade away from direct sunlight

### Surface Preparation

#### Surface Inspection :



Before painting , undertake repair of all surface imperfection, cracks, leakages, undulation.

#### Scrapping :



Remove all loose paint, dirt, fungus, algae, moss and salt deposits by sanding the surface with Berger Sandpaper or alternatively by Berger Express Painting Sander with Paint Scraper attachment.

#### Crack Bridging :



For filling cracks up to 5mm use Home Shield Crack Fill Paste. For wider cracks use Home Shield Advance Latex Plus as per the product usage guidelines.

#### Waterproofing :



If required, apply Home Shield Latex Shield 2K on the affected areas as per the product usage guidelines. For highly affected areas Home Shield DampStop coating system is recommended.



#### Putty Application :

Apply 2 coats of Bison Wall Putty with 4-6 hours of drying time. For enhanced waterproofing, Home Shield Waterproof Putty is recommended.



#### Primer Application :

Apply 1- 2 coats of Walmasta Exterior & Interior Primer and allow 6-8 hours of drying time between coats.

#### Special Note :

- Shake well before use and do not over dilute.
- Strain the material through a fine sieve before use.
- Moisture content of the wall should be below 12%.
- pH value of the wall surface should be between 7-11.

#### Storage :

- Store in a cool dry place.
- Keep away from source of ignition.
- Keep container tightly closed, out of children's reach and away from foodstuff.

#### Disposal :

- Do not pour left over paint down the drain or any watercourse.
- Dispose in accordance with local regulation.

#### Safety & Precaution :

- Ensure good ventilation during application and drying of paint.
- Wear protective clothes and gloves.
- Smoking is prohibited while painting.
- Avoid inhaling the vapour. Wear suitable dust nose pad when rubbing the surface.
- Wear eye protector during application. In case of contact with eyes, rinse immediately with plenty of water.

Version No: BPP1/12/2024. Please note that this data sheet supersedes all previous versions.

### BERGER PAINTS INDIA LIMITED

Berger House, 129 Park Street, Kolkata 700 017 | CONSUMER RELATIONS MANAGER Ph : 1800-103-6030  
Fax : 91-33-2249-9729/9009 | SMS BERGER to 56767 | Email : consumerfeedback@bergerindia.com | www.bergerpaints.com